



EFL183

ELECTRIC COUNTERBALANCE FORKLIFT 1.8T

1800 kg 6000 mm Li-Ion



Designed for versatile indoor and outdoor use, the EFL183 excels in logistics centers, manufacturing facilities, retail warehouses, and construction sites. Its compact body and tight turning radius of 1895 mm enable smooth maneuvering in confined areas, while the high ground clearance and rugged pneumatic tires make it ideal for rougher outdoor surfaces. With lifts up to 4.5 meters and reliable stability under load, it is a perfect choice for operators requiring flexibility and consistent performance in dynamic work environments

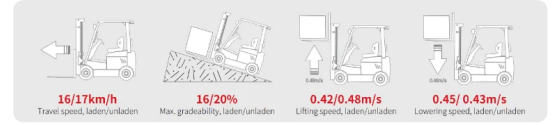
SPECIFICATION	REF	UNIT	VALUE
Battery type			Li-Ion
Battery nominal capacity		Ah	80V/150Ah
Load capacity	Q	kg	1800
Load centre distance	c	mm	500
Service weight		kg	3060
Retracted mast height	h_1	mm	2020
Height, mast extended	h_4	mm	4055
Overall length		mm	3045
Overall width	b_1/b_2	mm	1146
Length to face of forks	l2	mm	2125
Fork dimensions	s/e/l	mm	40×100×920
Turning radius		Wa	1895
Operator type			Seated
Load distance, centre of drive axle to fork		mm	438.5
Wheelbase		mm	1340
Axle loading, laden front/rear		kg	4285/575

Features

80V Power System and PMSM Technology

The upgraded 80V architecture, combined with PMSM drive and pump motors, offers up to 17% energy savings versus traditional AC systems and requires no maintenance.

Compared with the EFL181, the EFL183 delivers faster acceleration, higher lifting performance, and greater overall productivity — all with lower operating costs.



Wider Battery and Charging Options

Designed around Li-ion technology, the EFL183 offers opportunity charging, zero maintenance, no emissions, and longer service life. Available with 80V/100Ah, 80V/150Ah, and 80V/230Ah battery options, it adapts to different workload intensities. Thanks to dual charging flexibility—both integrated and external chargers—operators can optimize uptime and charging convenience throughout the day.

Enhanced Stability

Built for reliability and endurance, the EFL183 features a reinforced CJ-beam mast and a strengthened chassis for maximum stability during high stacking. Compared with its predecessor, it offers higher residual load capacity at equivalent lifting heights, ensuring both strength and confidence in demanding applications.



Operator Comfort and Safety

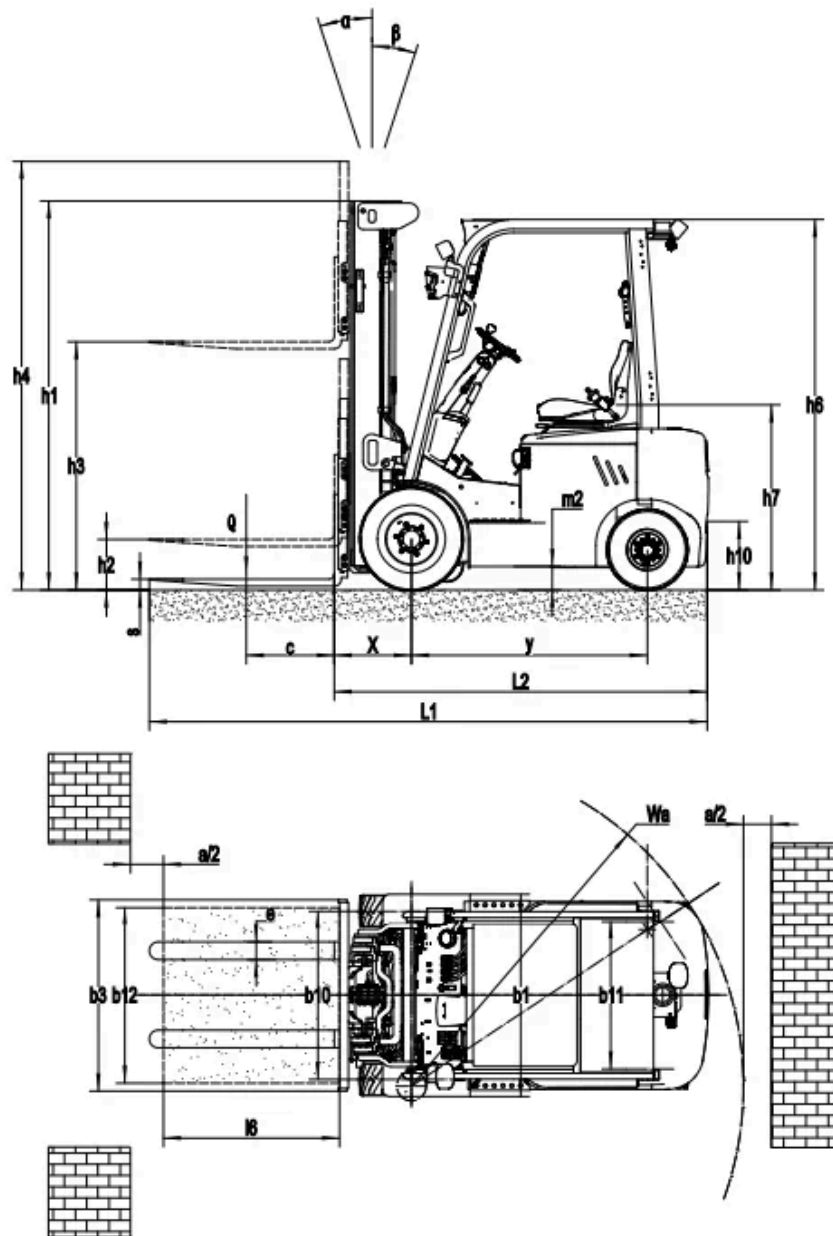


The cast shock-absorbing steering axle minimizes vibration transmission, while the low-noise gear pump ensures a quiet, smooth driving experience. Great visibility is ensured in all directions thanks to the redesigned mast and overhead guard. Optional turn speed control, travel speed reduction when lifting, and mast speed limitation at full extension further enhance safety and control. The result is a comfortable, quiet, and secure operation — designed to keep drivers productive and protected throughout their shifts.

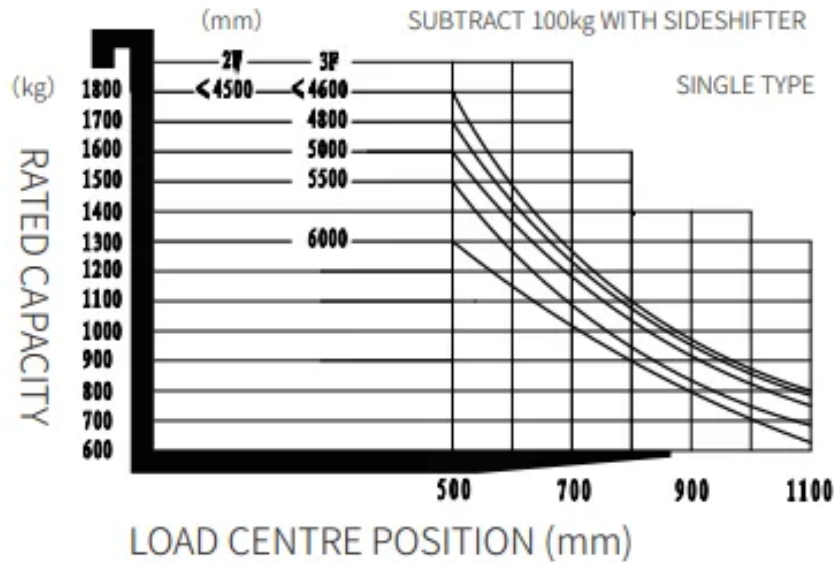
VDI Chart

	SPECIFICATION	REF	UNIT	VALUE
1.4	Operator type			Seated
1.5	Load capacity	Q	kg	1800
1.6	Load centre distance	c	mm	500
1.8	Load distance, centre of drive axle to fork		mm	438.5
1.9	Wheelbase		mm	1340
2.1	Service weight		kg	3060
2.2	Axle loading, laden front/rear		kg	4285/575
2.3	Axle loading, unladen front/rear		kg	1220/1840
3.1	Tyre type			Pneumatic
3.2	Tyre size, front		mm	6.5-10-10PR
3.3	Tyre size, rear		mm	5.00-8-10PR
3.5	Wheels, number front/rear (x=drive wheels)			2x/ 2
3.6.1	Tread width, front	b ₁₀	mm	955
3.7.1	Tread width, rear	b ₁₁	mm	915
4.0	Max lift height	H	mm	6000
4.1	Tilt of mast/fork carriage forward/backward		°	6/10
4.12	Tow coupling height		mm	360
4.19	Overall length		mm	3045
4.2	Retracted mast height	h ₁	mm	2020
4.20	Length to face of forks	l ₂	mm	2125
4.21	Overall width	b ₁ /b ₂	mm	1146
4.22	Fork dimensions	s/e/l	mm	40×100×920
4.23	A,B Fork carriage class/type A, B			2A

	SPECIFICATION	REF	UNIT	VALUE
4.24	Fork carriage width		mm	1040
4.3	Free lift		mm	100
4.31	Ground clearance, laden, below mast		mm	135
4.32	Ground clearance, centre of wheelbase		mm	119
4.34.1	Aisle width for pallets 1000×1200 crossways		Ast	3533.5
4.34.2	Aisle width for pallets 800×1200 lengthways		Ast	3733.5
4.35	Turning radius		Wa	1895
4.5	Height, mast extended	h_4	mm	4055
4.7	Height of overhead guard (cabin)		mm	2082
4.8	Seat height/standing height		mm	1110
5.1	Travel speed, laden/unladen		km/h	16/17
5.10	Service brake			Hydraulic
5.11	Parking brake			Mechanical
5.2	Lifting speed, laden/unladen		m/s	0.42/0.48
5.3	Lowering speed, laden/unladen		m/s	0.45/ 0.43
5.8	Max. gradeability, laden/unladen		%	16/20
6.1	Drive motor rating S2 60 min		kW	8.1
6.2	Lift motor rating at S3 15%		kW	16
6.4	Battery nominal capacity		Ah	80V/150Ah
6.4.1	Battery type			Li-Ion
6.5	Battery weight		kg	107
8.1	Type of drive control			PMSM
10.5	Steering design			Hydraulic
10.7	Sound pressure level at the drivers ear		dB(A)	<70



EFL183 RATED CAPACITIES AND LOAD CENTERS GRAPH



Mast Options

MAST TYPE	LIFT HEIGHT (H3, MM)	MAST LOWERED HEIGHT (H1, MM)	MAST EXTENDED HEIGHT, NO BACKREST (H4, MM)	MAST EXTENDED HEIGHT, WITH BACKREST (H4, MM)	FREE LIFT HEIGHT, NO BACKREST (H2, MM)	FREE LIFT HEIGHT, WITH BACKREST (H2, MM)
2W300	3000	2020	3715	4055	100	100
2W330	3300	2170	4015	4355	100	100
2W350	3500	2270	4215	4555	100	100
2W360	3600	2320	4315	4655	100	100
2W400	4000	2570	4715	5055	100	100
2W450	4500	2820	5215	5555	100	100
2F300	3000	2020	4055	3715	1335	995
2F330	3300	2170	4355	4015	1485	1145
2F360	3600	2320	4655	4315	1635	1295
3F435	4350	2035	5060	5405	1355	1010
3F450	4500	2085	5210	5555	1405	1060
3F480	4800	2185	5510	5855	1505	1160
3F500	5000	2250	5710	6055	1575	1230

MAST TYPE	LIFT HEIGHT (H3, MM)	MAST LOWERED HEIGHT (H1, MM)	MAST EXTENDED HEIGHT, NO BACKREST (H4, MM)	MAST EXTENDED HEIGHT, WITH BACKREST (H4, MM)	FREE LIFT HEIGHT, NO BACKREST (H2, MM)	FREE LIFT HEIGHT, WITH BACKREST (H2, MM)
3F550	5500	2420	6210	6555	1735	1390
3F600	6000	2635	6710	7055	1955	1610

Options

ITEM	OPTIONS (optional items marked in yellow)
Fork dimension	100*40*920 100*40*1070 100*40*1100 100*40*1150 100*40*1220 100*40*1370 100*40*1520 100*40*1800
Leg width	1040mm Yes and can be customized
Backrest height	1025mm Yes and can be customized
Seat type	Regular Comfortable Suspension Suspension with armrest
Attachments	No Built-in sideshifter External sideshifter Fork positioner with sideshift
Traction pin	No and not customized
Electrostatic chain	Yes and not customized
Front wheel material	Pneumatic Normal solid Non-marking solid
Rear wheel material	Pneumatic Normal solid Non-marking solid
Battery capacity	80V150AH 80V100AH 80V230AH
Charger	80V35A integrated charger 80V60A integrated charger 80V35A external charger 80V65A external charger 80V100A external charger
Battery display indicator (BDI)	With hourmeter
Area warning lamp	No Both sides Both sides and rear
Rearview mirror	One in front Two on sides
Buzzer	Yes and not customized
OPS system	Yes and not customized
USB interface	USB USB with Type-A and Type-C ports
Telematics	Yes and not customized
Charging interlock-UK standard	Yes and not customized
Front lamp	LED
Rear lamp	No LED
Warning lamp	Yes and not customized

ITEM	OPTIONS (optional items marked in yellow)
Steering lamp	LED
Blue lamp	No Front and rear Rear Two in the front and one in the rear
Cabin	No Basic half cabin Upgrade half cabin Full cabin
Heater	No Yes and not customized
Special AUS/NZ options	No Yes and customized
Turn speed control	No Yes and customized
Operator identification device	No Card reader
Hydraulic control	Mechanical lever Fingertip Joystick
Rear grab handle with horn	Yes and not customized
Horn on lifting control lever	No Yes and customized
Mast speed reduction at full extension	No Yes and customized